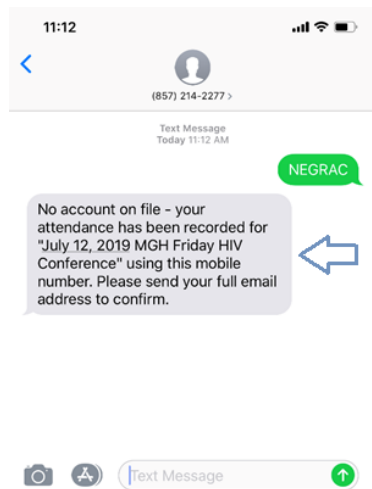


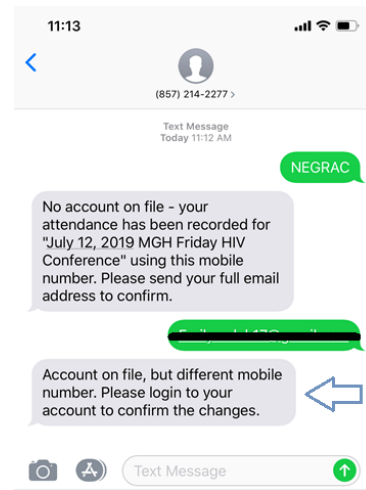
## ETHOSCE – SMS ATTENDANCE FOR IN-HOSPITAL SERIES

1. Text SMS code, provided by department, to (857) 214 – 2277
2. If the system does not recognize an account that is associated with the phone number you are texting from, you will receive the following message:



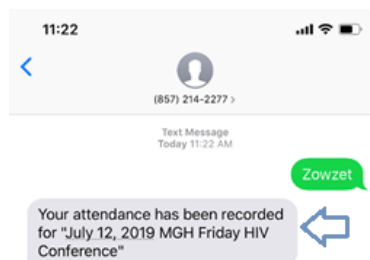
3. Respond to the text message with your email address.
  - This should be the email address you have an account with or are planning on creating an account with
    - Partners employees should use their Partners email address

4. If you have an account on file but do not have the number you are texting from linked to your account, you will receive the following message:



*Use the instructions on the next page to update the mobile number on your account*

If you do have an account with our site, and the mobile number on file matches the one you are texting from:



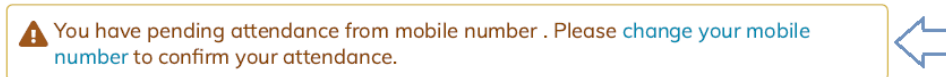
TO UPDATE THE MOBILE NUMBER LINKED TO YOUR ACCOUNT:

1. Log-in to your account
2. Click 'My Account' on menu at top of page:



3. This message will appear at the top of your *My Account* page:

## MY ACCOUNT



4. Click 'Edit', then 'Mobile'. Add your phone number in the text box, then click 'Confirm Number'

*After clicking 'Confirm Number', you will receive a confirmation code via text message*

## MY ACCOUNT



PHONE NUMBER \*

COUNTRY

USA / Canada / Dominican Rep. / Puerto Rico



5. Enter the confirmation code you just received and click 'Confirm Number'

### CONFIRMATION CODE

Enter the confirmation code sent by SMS to your mobile phone.



6. After confirming your phone number, your attendance will be recorded, and you will receive a confirmation message